



Starlet White II SOH

Starlet White II SO

# STARLET WHITE II

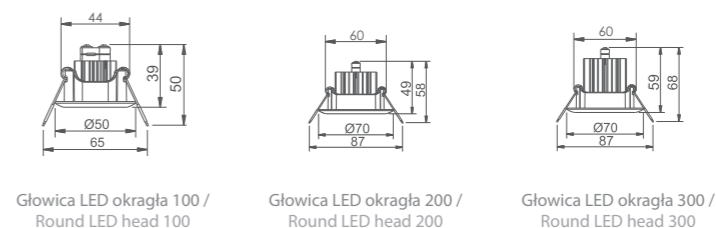


## Stożek ochrony IP20

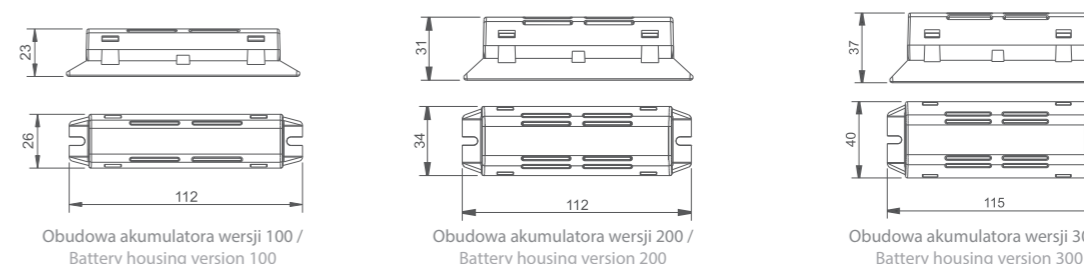
- Obudowa elektroniki i akumulatora oraz ramka głowicy LED z poliwęglanu, radiator z aluminium
- Ramka głowicy LED: okrągła
- Napięcie zasilania: 230V 50Hz
- Źródło światła: LED
- Funkcje: A (NM) – awaryjna, SA (M) – sieciowo-awaryjna
- Optyka: SO – do stref otwartych, SC – korytarzowa lub SOH – do pomieszczeń wysokich
- Test ręczny MT lub autotest AT
- Akumulatory: LiFePO4
- Autonomia: 3h
- Montaż w sufitach podwieszanych
- Do oświetlenia dróg i wyjść ewakuacyjnych w budynkach użyteczności publicznej
- Temperatura barwowa 5000K
- Współczynnik oddawania barw: Ra>=70
- Zakres temperatury pracy: t<sub>a</sub> 10°C ÷ 40°C

## IP 20 protection rating

- Electronics and battery housing and LED head frame made of polycarbonate, heatsink made of aluminium
- LED head frame: round
- Power supply voltage: 230V 50Hz
- Light source: LED
- Functions: A (NM) – non-maintained version or SA (M) – maintained version
- Optics: SO – for open spaces, SC – for corridors or SOH - for high areas
- Manual test MT or autotest AT
- Batteries: LiFePO4
- Autonomy: 3h
- Installation in recessed ceilings
- For illuminating evacuation directions and designating evacuation exits in public utility buildings
- Colour temperature 5000K
- CRI index: Ra>=70
- Temperature working range: t<sub>a</sub> 10°C ÷ 40°C

Głowica LED okrągła 100 /  
Round LED head 100Głowica LED okrągła 200 /  
Round LED head 200Głowica LED okrągła 300 /  
Round LED head 300

Obudowa Elektroniki / Electronics housing

Obudowa akumulatora wersji 100 /  
Battery housing version 100Obudowa akumulatora wersji 200 /  
Battery housing version 200Obudowa akumulatora wersji 300 /  
Battery housing version 300

## Starlet White II LED SO

| Model / Model                        | Numer katalogowy / Catalogue number | Źródło światła / Light source | Typ soczewki / Type of lens | Strumień świetlny / Luminous flux | Funkcja / Function | Autonomia / Autonomy | Akumulator / Battery pack | Test / Test |
|--------------------------------------|-------------------------------------|-------------------------------|-----------------------------|-----------------------------------|--------------------|----------------------|---------------------------|-------------|
| Starlet White II LED SO 100 A 3H MT  | 92009                               | LED 1W                        | SO                          | 110 lm                            | A (NM)             | 3h                   | LiFePO4 3.2V 1500mAh      | MT          |
| Starlet White II LED SO 200 SA 3H MT | 92034                               | LED 2W                        | SO                          | 200 lm                            | SA (M)             | 3h                   | LiFePO4 3.2V 3000mAh      | MT          |
| Starlet White II LED SO 200 SA 3H AT | 92036                               | LED 2W                        | SO                          | 200 lm                            | SA (M)             | 3h                   | LiFePO4 3.2V 3000mAh      | AT          |
| Starlet White II LED SO 300 SA 3H MT | 92064                               | LED 3W                        | SO                          | 300 lm                            | SA (M)             | 3h                   | LiFePO4 3.2V 5500mAh      | MT          |
| Starlet White II LED SO 300 SA 3H AT | 92066                               | LED 3W                        | SO                          | 300 lm                            | SA (M)             | 3h                   | LiFePO4 3.2V 5500mAh      | AT          |

## Starlet White II LED SC

| Model / Model                        | Numer katalogowy / Catalogue number | Źródło światła / Light source | Typ soczewki / Type of lens | Strumień świetlny / Luminous flux | Funkcja / Function | Autonomia / Autonomy | Akumulator / Battery pack | Test / Test |
|--------------------------------------|-------------------------------------|-------------------------------|-----------------------------|-----------------------------------|--------------------|----------------------|---------------------------|-------------|
| Starlet White II LED SC 100 A 3H MT  | 92209                               | LED 1W                        | SC                          | 110 lm                            | A (NM)             | 3h                   | LiFePO4 3.2V 1500mAh      | MT          |
| Starlet White II LED SC 200 SA 3H MT | 92234                               | LED 2W                        | SC                          | 180 lm                            | SA (M)             | 3h                   | LiFePO4 3.2V 3000mAh      | MT          |
| Starlet White II LED SC 200 SA 3H AT | 92236                               | LED 2W                        | SC                          | 180 lm                            | SA (M)             | 3h                   | LiFePO4 3.2V 3000mAh      | AT          |
| Starlet White II LED SC 300 SA 3H MT | 92264                               | LED 3W                        | SC                          | 290 lm                            | SA (M)             | 3h                   | LiFePO4 3.2V 5500mAh      | MT          |
| Starlet White II LED SC 300 SA 3H AT | 92266                               | LED 3W                        | SC                          | 290 lm                            | SA (M)             | 3h                   | LiFePO4 3.2V 5500mAh      | AT          |

## Starlet White II LED SOH

| Model / Model                         | Numer katalogowy / Catalogue number | Źródło światła / Light source | Typ soczewki / Type of lens | Strumień świetlny / Luminous flux | Funkcja / Function | Autonomia / Autonomy | Akumulator / Battery pack | Test / Test |
|---------------------------------------|-------------------------------------|-------------------------------|-----------------------------|-----------------------------------|--------------------|----------------------|---------------------------|-------------|
| Starlet White II LED SOH 300 SA 3H AT | 92166                               | LED 3W                        | SOH                         | 310 lm                            | SA (M)             | 3h                   | LiFePO4 3.2V 5500mAh      | AT          |

SO - strefy otwarte / open spaces  
SC - soczewka korytarzowa / corridor lens type  
SOH - strefy otwarte wysokie / high open spaces  
A (NM) - tryb awaryjny / non-maintained mode

SA (M) - tryb sieciowo-awaryjny / maintained mode  
MT - test ręczny / manual test  
AT - test automatyczny / auto test





Starlet White II SO



Starlet White II SOH

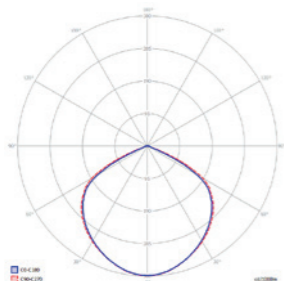


Starlet White II SC



PRZYKŁADOWE ROZSYŁY ŚWIATŁA DLA SOCZEWEK / EXEMPLARY LIGHT DIVISIONS FOR LENS

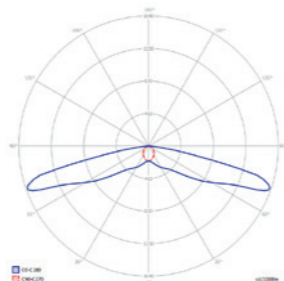
SO - strefy otwarte / open spaces



SOH - strefy otwarte wysokie / high open spaces



SC - korytarze / corridors



TABELE ODSTĘPÓW DLA PŁASKICH DRÓG EWAKUACYJNYCH / SPACING TABLE FOR FLAT EVACUATION ROUTES

STARLET WHITE II LED SO 100

| Wysokość montażu (m) / Installation height (m) | 1   | 2   | 3   | 4   |
|--|-----|-----|-----|-----|
| 2,5  | 2,5 | 6,9 | 6,9 | 2,5 |
| 3  | 2,5 | 7,2 | 7,2 | 2,5 |
| 4  | 2,0 | 7,2 | 7,2 | 2,0 |

STARLET WHITE II LED SO 200

| Wysokość montażu (m) / Installation height (m) | 1   | 2   | 3   | 4   |
|--|-----|-----|-----|-----|
| 2,5  | 3,3 | 8,6 | 8,6 | 3,3 |
| 3  | 3,4 | 9,2 | 9,2 | 3,4 |
| 4  | 3,4 | 9,9 | 9,9 | 3,4 |

STARLET WHITE II LED SO 300

| Wysokość montażu (m) / Installation height (m) | 1   | 2    | 3    | 4   |
|--|-----|------|------|-----|
| 2,5  | 3,8 | 9,7  | 9,7  | 3,8 |
| 3  | 4,1 | 10,4 | 10,4 | 4,1 |
| 4  | 4,2 | 11,5 | 11,5 | 4,2 |

STARLET WHITE II LED SC 100

| Wysokość montażu (m) / Installation height (m) | 1   | 2   | 3    | 4   |
|--|-----|-----|------|-----|
| 2,5  | 1,3 | 3,1 | 12,3 | 5,1 |
| 3  | 1,4 | 3,5 | 13,6 | 5,4 |
| 4  | 1,5 | 4,1 | 15,1 | 4,1 |

STARLET WHITE II LED SC 200

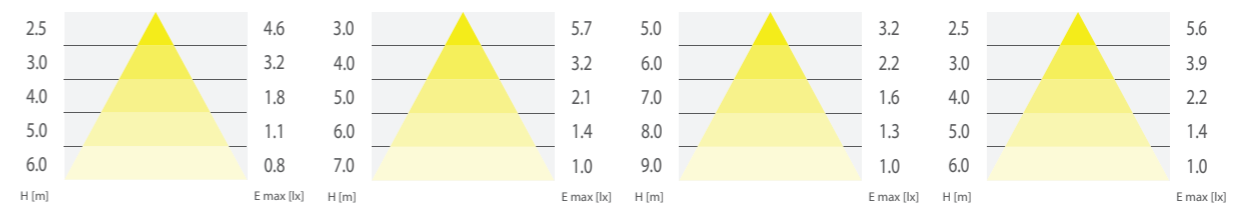
| Wysokość montażu (m) / Installation height (m) | 1   | 2   | 3    | 4   |
|--|-----|-----|------|-----|
| 2,5  | 1,6 | 4,4 | 12,1 | 5,1 |
| 3  | 1,8 | 4,4 | 13,6 | 5,8 |
| 4  | 1,9 | 5,0 | 16,2 | 6,4 |

STARLET WHITE II LED SC 300

| Wysokość montażu (m) / Installation height (m) | 1   | 2   | 3    | 4   |
|--|-----|-----|------|-----|
| 2,5  | 1,8 | 6,5 | 12,9 | 5,6 |
| 3  | 1,8 | 6,3 | 14,8 | 6,4 |
| 4  | 2,2 | 5,4 | 17,6 | 7,2 |

STARLET WHITE II LED SOH 300

| Wysokość montażu (m) / Installation height (m) | 1   | 2   | 3   | 4   |
|--|-----|-----|-----|-----|
| 2,5  | 2,9 | 6,7 | 6,7 | 2,9 |
| 3  | 3,2 | 7,8 | 7,8 | 3,2 |
| 4  | 3,6 | 9,0 | 9,0 | 3,6 |

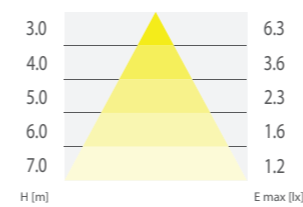


Starlet White II LED SO 100

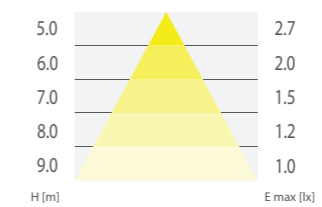
Starlet White II LED SO 200

Starlet White II LED SO 300

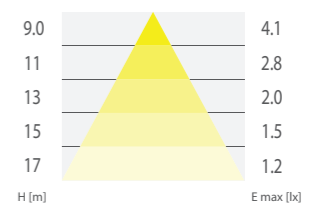
Starlet White II LED SC 100



Starlet White II LED SC 200



Starlet White II LED SC 300



Starlet White II LED SOH 300