

# LINEAR U2 LED




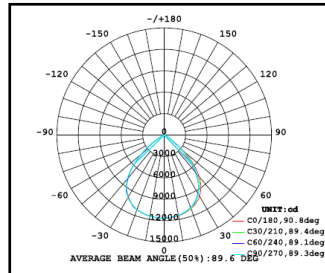
## A termék jellemzői:

- Nagy szilárdságú alumínium test, polikarbonát diffúzor
- 150lm/W fényhasznosítás, magas élettartam (50.000h)
- Színvisszadási index (Ra): CRI ≥ 80
- Sugárzási szög: 90° vagy 60°
- Működési tartomány: +50°C-tól egészen -20°C-ig.
- IP65-ös védelem
- Egyéb opció: 0-10V dimmelés




## Alkalmazási területek:

- Gyártócsarnokok
- Kiállítócsarnokok
- Benzinkutak
- Bevásárlóközpontok



| Code            | Product Name            | Power (W) | Net lumen Output(lm) | Color Temperature(K) | Beam Angle (°) | Dimensions(mm) |     |    | Operating Temperature(C°) |
|-----------------|-------------------------|-----------|----------------------|----------------------|----------------|----------------|-----|----|---------------------------|
|                 |                         |           |                      |                      |                | A              | B   | C  |                           |
| LR-50WSMD230VS  | LINEAR LED 50W 7500lm   | 50        | 7500                 | 2900-6000K           | 90/60          | 276            | 125 | 90 | -20 to + 50 C°            |
| LR-100WSMD230VS | LINEAR LED 100W 15000lm | 100       | 15000                | 2900-6000K           | 90/60          | 531            | 125 | 90 | -20 to + 50 C°            |
| LR-150WSMD230VS | LINEAR LED 150W 22500lm | 150       | 22500                | 2900-6000K           | 90/60          | 785            | 125 | 90 | -20 to + 50 C°            |
| LR-200WSMD230VS | LINEAR LED 200W 30000lm | 200       | 30000                | 2900-6000K           | 90/60          | 1040           | 125 | 90 | -20 to + 50 C°            |
| LR-250WSMD230VS | LINEAR LED 250W 37500lm | 250       | 37500                | 2900-6000K           | 90/60          | 1293           | 125 | 90 | -20 to + 50 C°            |

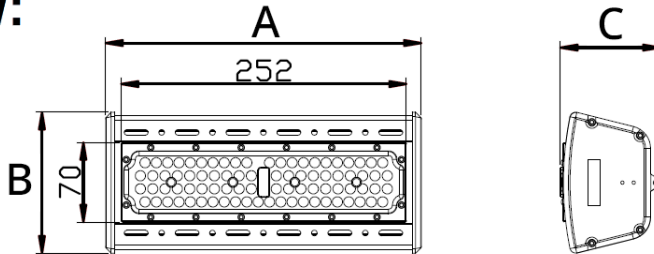


# LINEAR LED



MÉRET/DIMENSION:

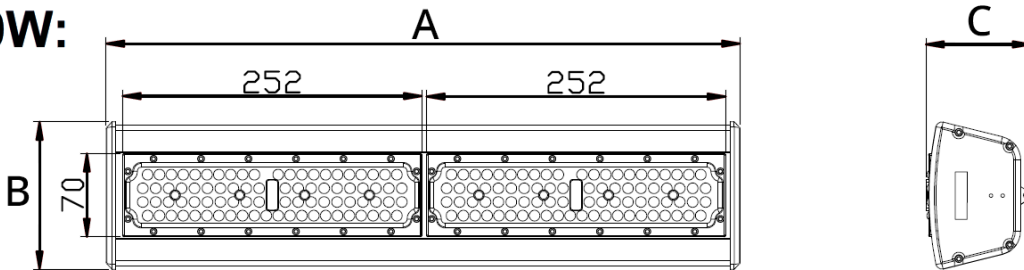
**50W:**



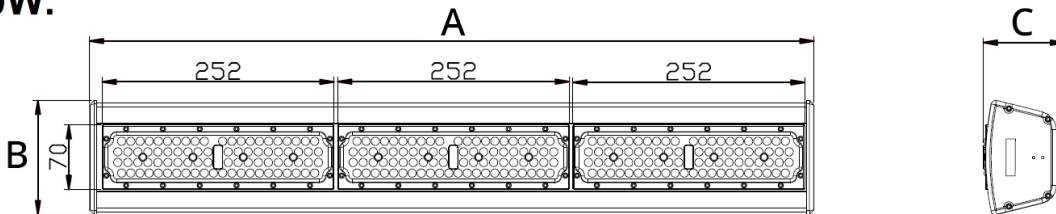
Dimensions(mm)

|      | A    | B   | C  |
|------|------|-----|----|
| 50W  | 276  | 125 | 90 |
| 100W | 531  | 125 | 90 |
| 150W | 785  | 125 | 90 |
| 200W | 1040 | 125 | 90 |
| 250W | 1293 | 125 | 90 |

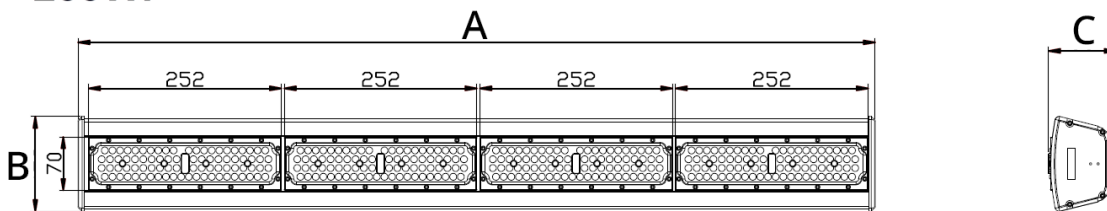
**100W:**



**150W:**



**200W:**



**250W:**

